



[Coolant Hose Barb Adapter Leaking Repair Kit](#)

2007-2009 6.7L Dodge Ram Cummins



 www.trucktok.com

 Facebook: Trucktok

 Email: service@trucktok.com

-Package Includes:

1 Set Coolant Barb Fittings Kit (6PCS)

Respectively are:

1x Hose barb adapter

1x Hose

2x Stainless hose clamps

1x Bolt


1x Lock plate

**! Before installation, confirm that:**

This high-performance component does not comply with the laws and regulations for highway driving and cannot be used on any vehicle that has been registered or certified for use on highways. This means that the component may only be suitable for racing cars or other off-road vehicles. If it is installed on vehicles driving on the highway, legal issues will be borne by oneself


Installation instructions steps:**Step 1:**

1. Dismantle the coolant pipeline or EGR cooler.
2. Insert the black coolant adapter into the pipeline.

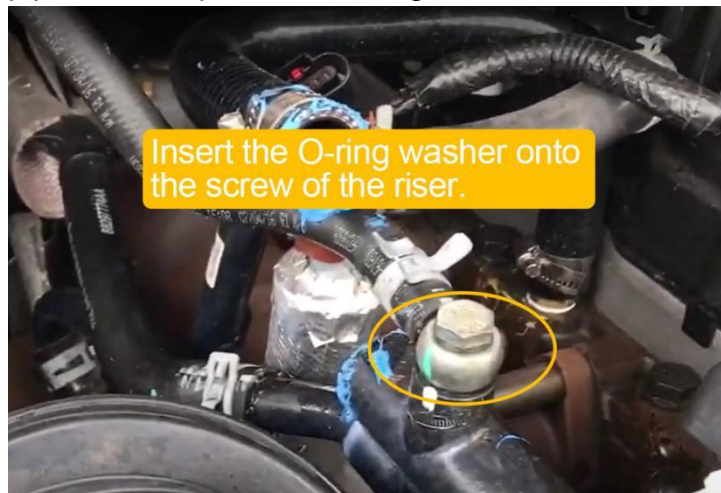


Step 2:

Connect the O-ring washer to the cooler adapter with screws.

**Step 3:**

Loosen the screws of the riser, insert the connected cooler adapter into the pipeline, and place the O-ring on the screws of the riser.



Step 4:

Connect the cooling pipe to the cooling adapter and secure it with the clamp provided in the kit.

**Step 5:**

The installation of the EGR removal kit has been completed and can be tested. Start the engine and run it until the coolant circulates. If necessary, fill up the cooling system and carefully check for leaks.



If you encounter any problems, you can contact us :

service@trucktok.com
