



[EGR Throttle Valve Delete Kit](#)

2007-2018 6.7L Dodge Ram Cummins



 www.trucktok.com

 Facebook: Trucktok

 Email: service@trucktok.com



-Package Includes:

- 1 * Throttle Valve Delete Tube
- 1 * Gasket
- 4 * Bolts


! Before installation, confirm that:

This high-performance component does not comply with the laws and regulations for highway driving and cannot be used on any vehicle that has been registered or certified for use on highways. This means that the component may only be suitable for racing cars or other off-road vehicles. If it is installed on vehicles driving on the highway, legal issues will be borne by oneself

Installation instructions steps:


Step 1:

1. Use a wrench or socket to remove the connector and heat shield.
2. Release the clamp of the intercooler tube and separate boot.





Step 2:

Remove four 8mm bolts and disconnect the valve, with two screws hidden below.

**Step 3:**

1. Install the throttle delete valve bolt and four hexagonal bolts with washers in the installation kit.
2. Reconnect and tighten the intercooler tubes and clamps.

**Step 4:**

1. Reinstall the heat shield and connector.
2. Fixed unused throttle valve connection.

