



[Coolant Hose Barb Adapter Leaking Repair Kit](#)

**2007-2009 6.7L Dodge Ram Cummins**



 [www.trucktok.com](http://www.trucktok.com)

 Facebook: Trucktok

 Email: [service@trucktok.com](mailto:service@trucktok.com)

**-Package Includes:**


- 1x Hose barb adapter
- 2x Stainless hose clamps
- 1x Bolt
- 1x Lock plate

**! Before installation, confirm that:**

This high-performance component does not comply with the laws and regulations for highway driving and cannot be used on any vehicle that has been registered or certified for use on highways. This means that the component may only be suitable for racing cars or other off-road vehicles. If it is installed on vehicles driving on the highway, legal issues will be borne by oneself


**Installation instructions steps:****Step 1:**

Disconnect one end of the cooler pipe.

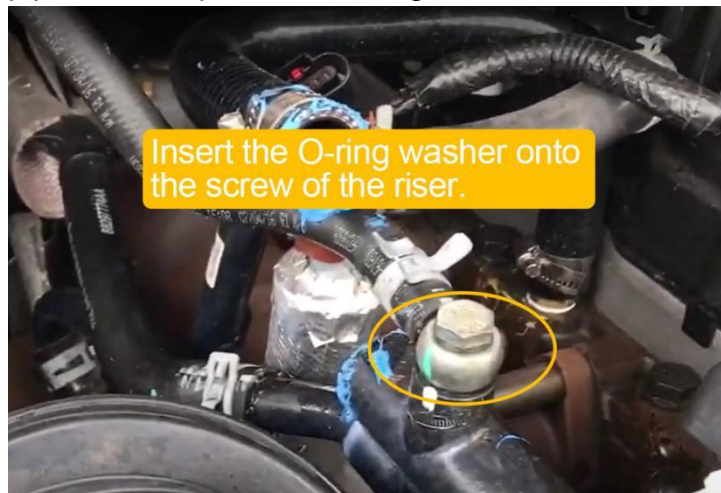


**Step 2:**

Connect the O-ring washer to the cooler adapter with screws.

**Step 3:**

Loosen the screws of the riser, insert the connected cooler adapter into the pipeline, and place the O-ring on the screws of the riser.



**Step 5:**

Connect the cooling pipe to the cooling adapter and secure it with the clamp provided in the kit.

**Step 6:**

The installation of the EGR removal kit has been completed and can be tested. Start the engine and run it until the coolant circulates. If necessary, fill up the cooling system and carefully check for leaks.



If you encounter any problems, you can contact us :

[service@trucktok.com](mailto:service@trucktok.com)

---